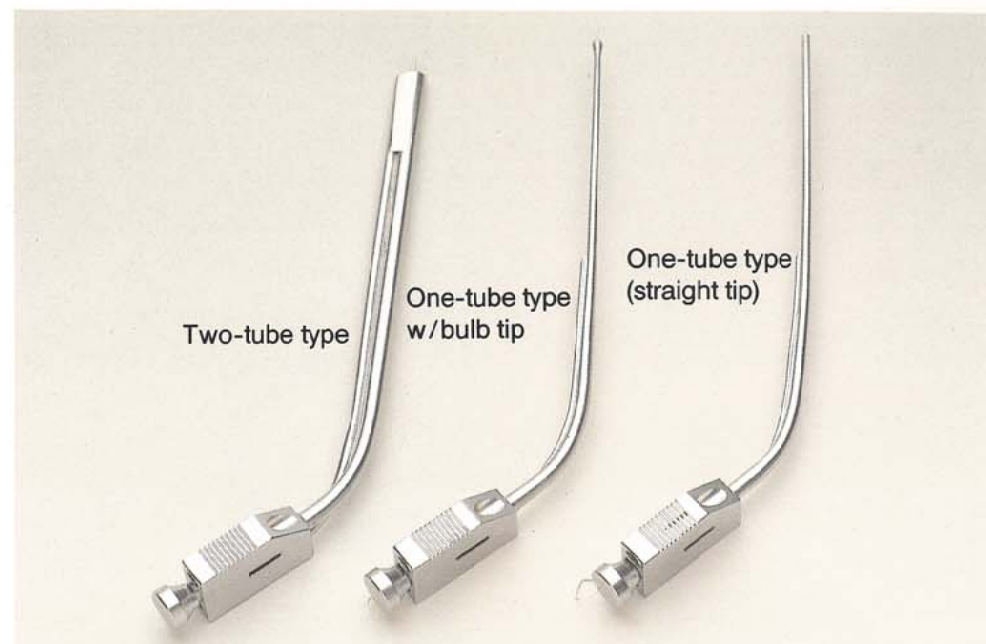


SUCTION CANNULA



Specially designed suction cannula assortment allows for perfect matching of need and function.

Model No.	Tip Diam.	Effective Length mm
One-tube type w/bulb tip		
MF-0309	φ 3Fr	90
-0312	φ 3Fr	120
-0316	φ 3Fr	160
-0509	φ 5Fr	90
-0512	φ 5Fr	120
-0516	φ 5Fr	160
One-tube type (straight tip)		
MF-1309	φ 3Fr	90
-1312	φ 3Fr	120
-1316	φ 3Fr	160
-1509	φ 5Fr	90
-1512	φ 5Fr	120
-1516	φ 5Fr	160
-1709	φ 7Fr	90
-1712	φ 7Fr	120
-1716	φ 7Fr	160
-1A09	φ 10Fr	90
-1A12	φ 10Fr	120
-1A16	φ 10Fr	160
-1C09	φ 12Fr	90
-1C12	φ 12Fr	120
-1C16	φ 12Fr	160

Model No.	Tip Diam.	Effective Length mm
Two-tube type		
MF-2309	φ 3Fr	90
-2312	φ 3Fr	120
-2316	φ 3Fr	160
-2318	φ 3Fr	180
-2509	φ 5Fr	90
-2512	φ 5Fr	120
-2516	φ 5Fr	160
-2518	φ 5Fr	180
-2709	φ 7Fr	90
-2712	φ 7Fr	120
-2716	φ 7Fr	160
-2718	φ 7Fr	180
-2A09	φ 10Fr	90
-2A12	φ 10Fr	120
-2A16	φ 10Fr	160
-2A18	φ 10Fr	180
-2C09	φ 12Fr	90
-2C12	φ 12Fr	120
-2C16	φ 12Fr	160
-2C18	φ 12Fr	180

Specifications in this catalog are subject to change without notice.

MEDI NIPPON healthcare pvt ltd

6, Zakariah Colony III St., Choolaimedu Chennai 600 094, TN, INDIA

Tel: +91-44-24733255 / 42031515; Fax: +91- 44 - 24732186

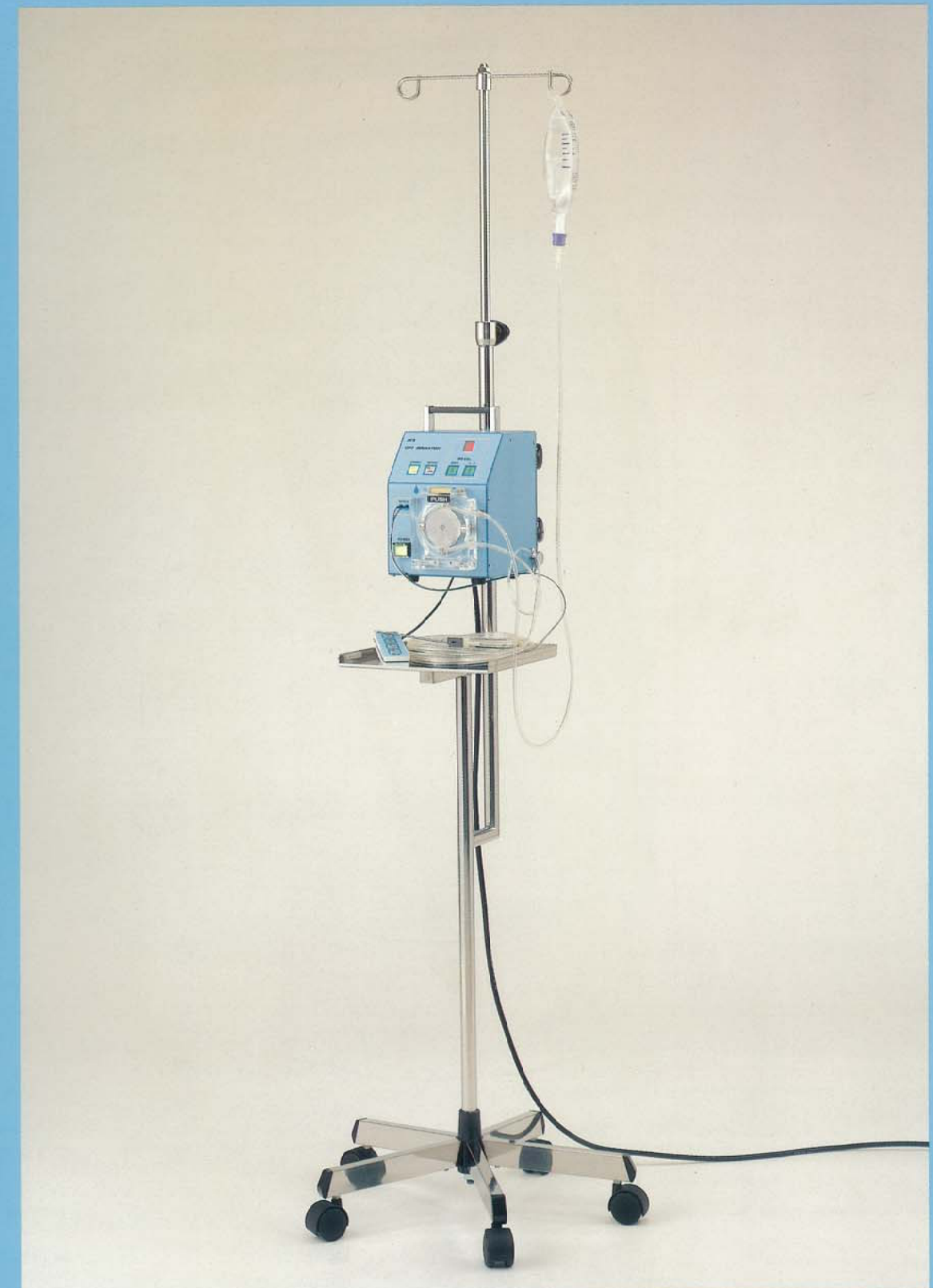
Mob: +91-9884900198 / 9444083550

E-mail: mail@medinippon.jp | www.medinippon.com

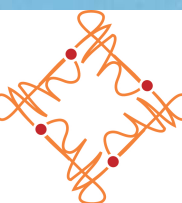
Printed in Japan
93.05.2000H

MMI

OPT IRRIGATOR



MURANAKA MEDICAL INSTRUMENTS CO.,LTD.





OPT IRRIGATOR

Original Switching Mechanism ensures Operational Ease;
facilitates Hematoma Removal as well as Discovery of
Minor Bleeding Points during surgery



SPECIFICATIONS

Max. flow rate : 200ml/min.

Power voltage : AC100V
(otherwise, please specify)

Power consumption : Maximum 50VA


Dimensions : 181(w)×258.6(d)×284(h)mm

Weight : 5kgs.



FEATURES

1. During microsurgical procedures, the OPT IRRIGATOR MF-0001 enables easy, exact delivery of desired intraoperative irrigation, while at the same time, serving to dissipate and cool the heat generated from an electrosurgical bipolar coagulation forceps or bone drill.
2. Ensures fuller visibility of the operative field during surgery, as well as making detection of bleeding points such as when removing subarachnoid hemorrhages caused by ruptured cerebral aneurysms.
3. Special configuration of the optimal suction cannula allows for simultaneous suction and irrigation. Exact needs can be met by selecting one type from the three available; two-tube type for separated suction and irrigation functioning, one-tube type with two tubes merging into a single tube in midsection, and one-tube type with a bulb tip which is the same to the previous, except the suction cannula tip is formed into a bulb shape to prevent injury to the tissue of the operative field.
4. Optical fiber-equipped switch remarkably shortens reaction time for irrigation start/off while permitting extra-fine, speedy adjustment of the irrigation flow rate.
5. Flow rate control can be personally, efficiently adjusted by the surgeon by using the handy remote controller that comes with the MF-0001.
6. Compact, lightweight irrigator unit design effectively allows the unit to be readily placed anywhere in the operating theater.
7. Optional, dedicated irrigator stand also incorporates an auxiliary table for small accessories or placement of even a bipolar coagulator.



STANDARD SET

OPT IRRIGATOR
MF-0001



REMOTE
CONTROLLER
MF-0002

CONSUMABLE



IRRIGATION TUBE
MF-0004 (set of 10 sterile tubes)

OPTION



IRRIGATION
STAND
MF-0003